



MB-5 SERIES

Monoblock Directional Control Valves

FOR MOBILE AND INDUSTRIAL HYDRAULIC APPLICATIONS



Innovative Designs
Professional Quality
Customer Satisfaction !



油力油壓工業股份有限公司
YOULI HYDRAULIC INDUSTRIAL CO.,LTD.

公司：41163 台中市太平區溪洲路 87 巷 7 號
工廠：41468 台中市烏日區大明路 145 巷 9 號

OFFICE & FACTORY :

No.9, LANE 145, TAI MING RD., WU ZIH DIST., TAICHUNG CITY, TAIWAN 41468
TEL : 886-4-2335 8996 FAX : 886-4-2335 8997
Http://www.tw-youli.com.tw/ E-mail : sales@tw-youli.com.tw

版權所有 翻印必究
COPY RIGHTS RESERVED

01.2014 / 500 05-136E/S
Survey 04-2322 7507




ISO 9001:2008
QA100189

油力油壓工業股份有限公司
YOULI HYDRAULIC INDUSTRIAL CO.,LTD.

MB-5 Chapters

Monoblock Directional Control Valves

Working condition	P.5
Ordering code	P.6
Dimensions	P.9
Performance data	P.10
Inlet relief options	P.11
Spool options	P.12
A side options	P.18
B side spool positioners	P.21
Other options	P.27
Outlet options	P.31





For Mobile And Industrial Hydraulic Applications.

MONOBLOCK DIRECTIONAL CONTROL VALVES

MB-2 / MB-3 / MB-4 / MB-5 / MSB-5

SECTIONAL DIRECTIONAL CONTROL VALVES

SN-3 / SN-4 / SN-6 / SN-8



MB-2

ONLY ONE SECTION AVAILABLE

Nominal flow rate	45 l/min	12 US gpm
Operating pressure (maximum)	250 bar	3600 psi
Back pressure (maximum) on outlet port T	25 bar	360 psi



MB-3

AVAILABLE SECTIONS FROM 1 TO 7

Nominal flow rate	45 l/min	12 US gpm
Operating pressure (maximum)	315 bar	4600 psi
Back pressure (maximum) on outlet port T	25 bar	360 psi



MB-4

AVAILABLE SECTIONS FROM 1 TO 6

Nominal flow rate	60 l/min	16 US gpm
Operating pressure (maximum)	315 bar	4600 psi
Back pressure (maximum) on outlet port T	25 bar	360 psi



MB-5

AVAILABLE SECTIONS FROM 1 TO 6

Nominal flow rate	80 l/min	21 US gpm
Operating pressure (maximum)	315 bar	4600 psi
Back pressure (maximum) on outlet port T	25 bar	360 psi



MSB-5

AVAILABLE SECTIONS FROM 1 TO 6

With Independent load check valve in each section, and optional port relief.

Nominal flow rate	80 l/min	21 US gpm
Operating pressure (maximum)	315 bar	4600 psi
Back pressure (maximum) on outlet port T	25 bar	360 psi



SN-3

AVAILABLE SECTIONS FROM 1 TO 12

Nominal flow rate	50 l/min	13 US gpm
Operating pressure (maximum)	315 bar	4600 psi
Back pressure (maximum) on outlet port T	25 bar	360 psi



SN-4

AVAILABLE SECTIONS FROM 1 TO 12

Nominal flow rate	80 l/min	21 US gpm
Operating pressure (maximum)	315 bar	4600 psi
Back pressure (maximum) on outlet port T	25 bar	360 psi



SN-6

AVAILABLE SECTIONS FROM 1 TO 12

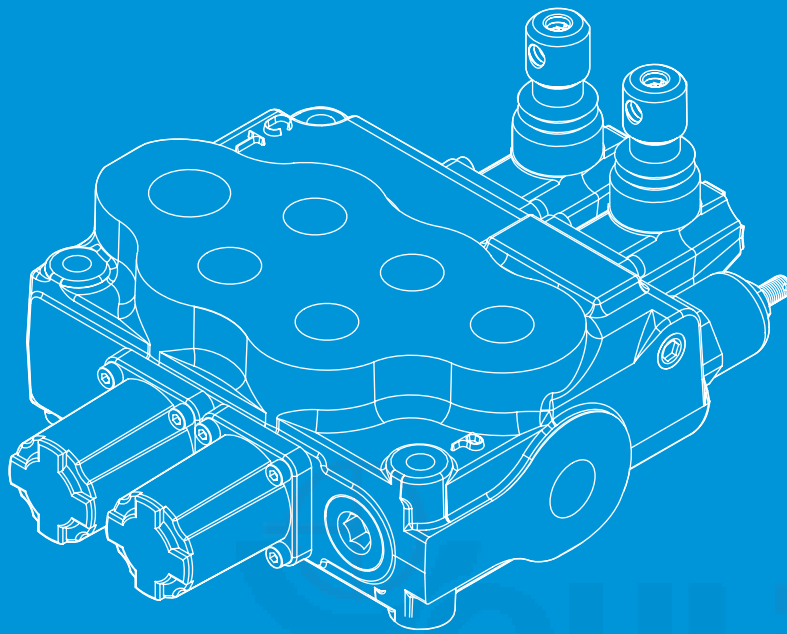
Nominal flow rate	140 l/min	37 US gpm
Operating pressure (maximum)	315 bar	4600 psi
Back pressure (maximum) on outlet port T	25 bar	360 psi



SN-8

AVAILABLE SECTIONS FROM 1 TO 12

Nominal flow rate	240 l/min	63 US gpm
Operating pressure (maximum)	315 bar	4600 psi
Back pressure (maximum) on outlet port T	25 bar	360 psi



Innovative Designs
Professional Quality
Customer Satisfaction !

AVAILABLE SECTIONS FROM

1 TO 6

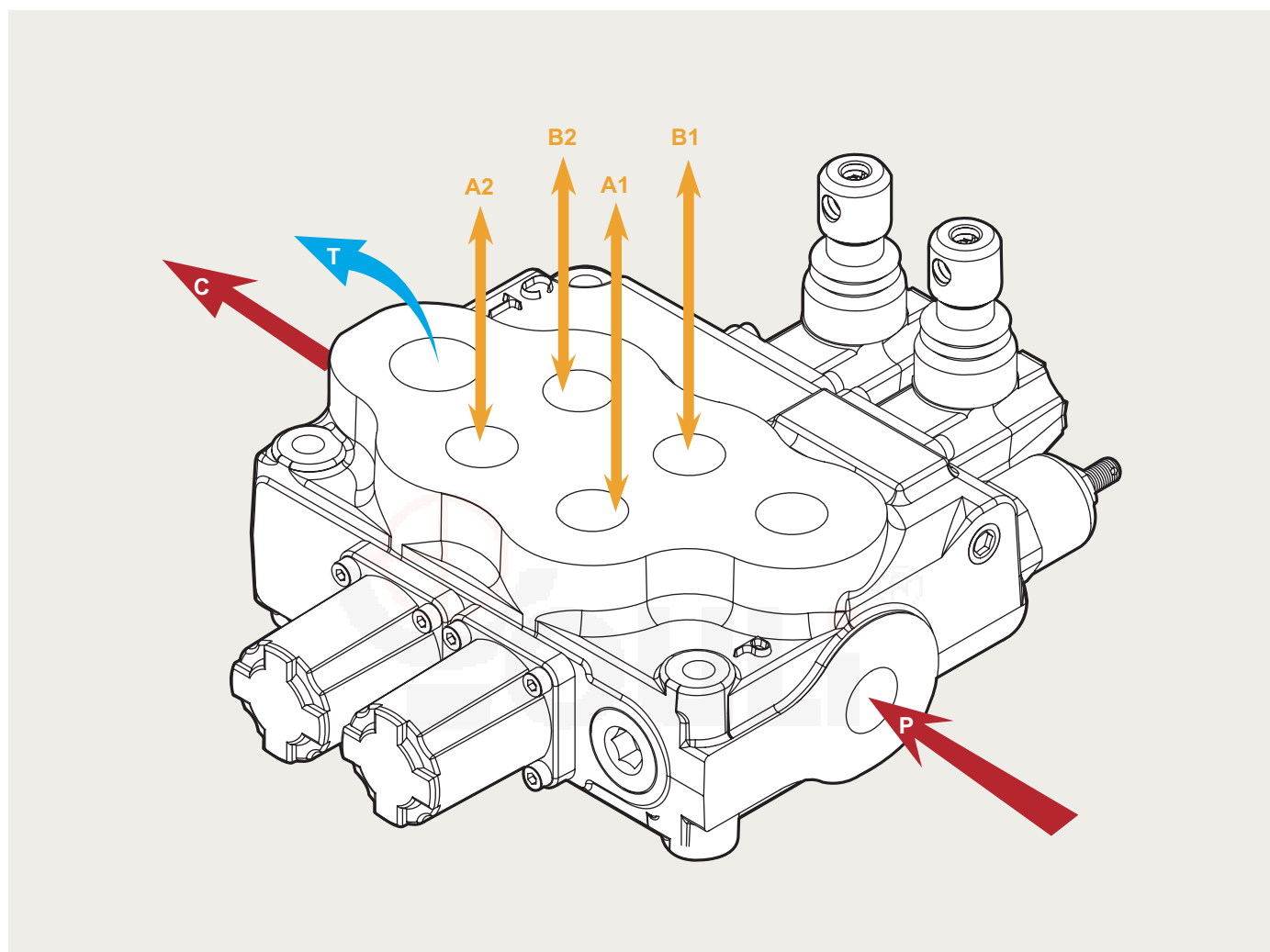
MB-5

Monoblock Directional Control Valves



MB-5

Monoblock Directional Control Valves



MB-5 Specifications

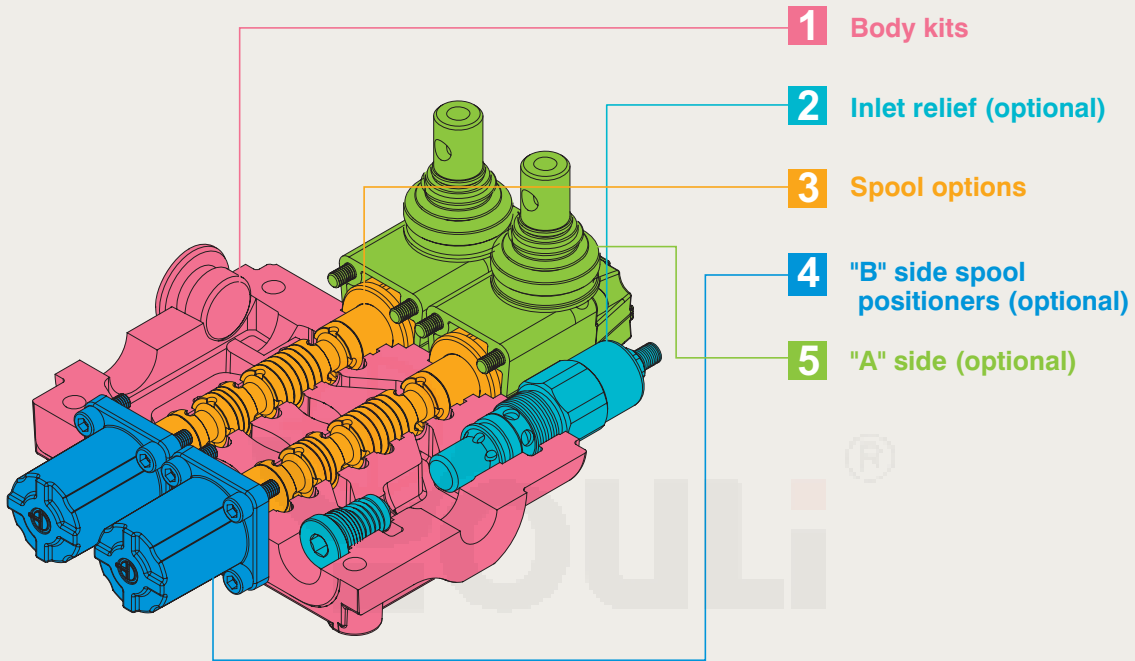
Nominal flow rate		80 l/min	21 US gpm
Operating pressure (maximum)		315 bar	4600 psi
Back pressure (maximum)	on outlet port T	25 bar	360 psi
Fluid temperature range	with NBR (BUNA-N) seals	from - 20° to 80°C	from - 4° to 176° F
	with FPM (VITON) seal	from - 20° to 100°C	from - 4° to 212° F
Viscosity	operating range	from 15 to 75 mm ² /s	from 15 to 75 cst
	min.	12 mm ² /s	12 cst
	max.	400 mm ² /s	400 cst
Ambient temperature range		from - 40° to 60°C	from - 40° to 140° F

• All specifications, dimensions and design characteristics shown in this catalogue are subject to change without notice.

MB-5

Monoblock Directional Control Valves

MB-5 / **2S** - **3** / **18L** / G-4-6 / M3
 1 2 3 4 5



1: Body kits WITHOUT SERVICE PORT VALVES PREARRANGEMENT (INCLUDE BODY, SEALS, RINGS AND LOAD CHECK VALVE.)

TYPE	DESCRIPTION
1 - S	1 section
2 - S	2 sections
3 - S	3 sections
4 - S	4 sections
5 - S	5 sections
6 - S	6 sections

2: Inlet Relief (optional)

TYPE	CODE	DESCRIPTION	PAGE
XAG	YLX21000	Pilot operated pressure relief valve Range 25 to 315 bar/ 360 to 4600 psi, standard setting 125 bar/ 1800 psi	P. 11
AG-2	YLMB52002	Direct pressure relief valve Range 80 to 160 bar/ 1150 to 2300 psi, standard setting 125 bar/ 1800 psi	P. 11
AG-3	YLMB52003	Direct pressure relief valve Range 125 to 250 bar/ 1800 to 3600 psi, standard setting 175 bar/ 2500 psi	P. 11
AG-4	YLMB52004	Direct pressure relief valve Range 200 to 315 bar/ 2900 to 4600 psi, standard setting 220 bar/ 3200 psi	P. 11
SV	YLMB52100	Relief valve blanking plug	P. 11

MB-5

Monoblock Directional Control Valves

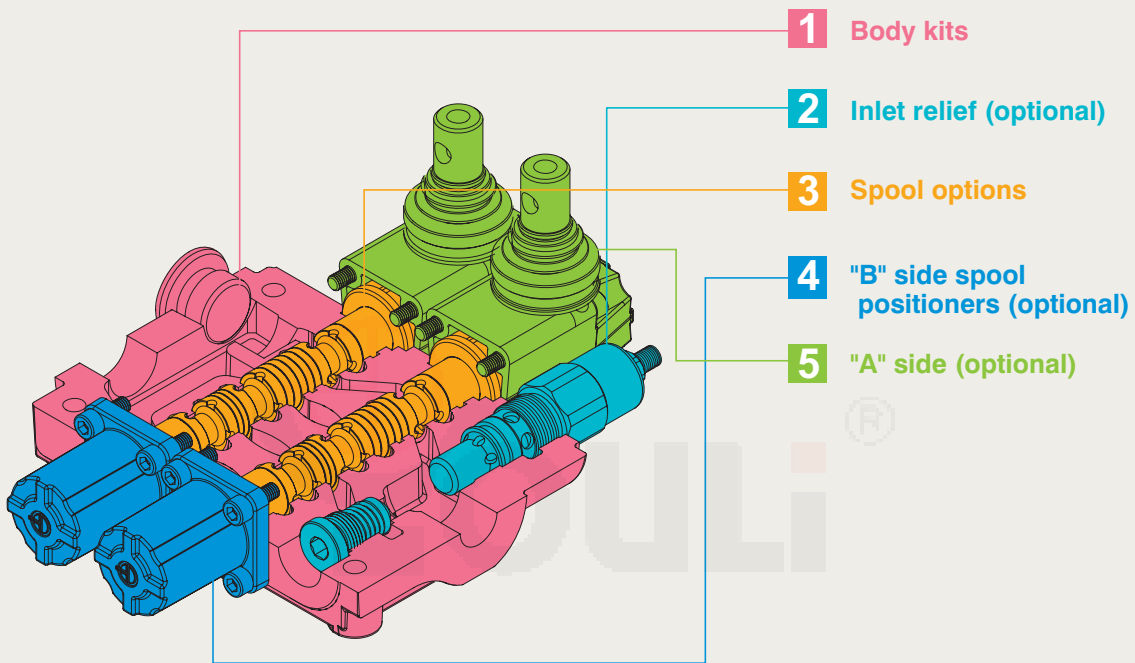
3: Spool Options			
TYPE	CODE	DESCRIPTION	PAGE
1	YLMB53001	Double acting, 3 positions, with A, B closed in neutral position	P. 12
2	YLMB53002	Double acting, 3 positions, with A, B open to Tank in neutral position	P. 12
3	YLMB53003	Single acting on A closed in neutral position, 3 positions, B plugged	P. 13
4	YLMB53004	Single acting on B closed in neutral position, 3 positions, A plugged	P. 13
5	YLMB53005	Double acting, 3 positions, with B open to Tank in neutral position	P. 14
6	YLMB53006	Double acting, 3 positions, with A open to Tank in neutral position	P. 14
9	YLMB53009	Double acting, 3 positions, with P, T, A, B closed in neutral position (Closed center)	P. 15
10	YLMB53010	Double acting, 3 positions, with A, B open to Tank and P, T closed in neutral position (Closed center)	P. 15
5DY	YLMB53052	Double acting, 4 positions, floating circuit in 4th position with A,B open to Tank by pulling the lever	P. 16
5PY	YLMB53051	Double acting, 4 positions, floating circuit in 4th position with A, B open to Tank by pushing the lever	P. 17

4: B Side Spool Positioners			
TYPE	CODE	DESCRIPTION	PAGE
6-1	YLMB54061	Detent in pos. 1-0-2, without spring centered	P. 21
6-2	YLMB54062	2 positions, detent in pos. 0-2, without spring centered	P. 21
6-3	YLMB54063	2 positions, detent in pos. 1-0, without spring centered	P. 21
8D2	YLMB54082	With spring return to neutral position and pin with M8 male thread for dual control	P. 21
8EP3	YLMB54300	ON/OFF Electro-Pneumatic actuator	P. 22
8P	YLMB54080	ON/OFF Pneumatic actuator	P. 22
8MG1 (NO)	YLMB54801	Microswitch kit operated in pos. 1 (Normally Open)	P. 25
8MG2 (NO)	YLMB54802	Microswitch kit operated in pos. 2 (Normally Open)	P. 25
8MG3 (NO)	YLMB54803	Microswitch kit operated in pos. 1&2 (Normally Open)	P. 25
MG (NO)	YLMB54804	Microswitch with NO terminal	P. 25
8MG1 (NC)	YLMB548011	Microswitch kit operated in pos. 1 (Normally Closed)	P. 25
8MG2 (NC)	YLMB548021	Microswitch kit operated in pos. 2 (Normally Closed)	P. 25
8MG3 (NC)	YLMB548031	Microswitch kit operated in pos. 1&2 (Normally Closed)	P. 25
MG (NC)	YLMB548041	Microswitch with NC terminal	P. 25
8	YLMB54008	With spring return to neutral position	P. 26
8-1	YLMB54810	2 positions, with spring centered from pos. 1	P. 26
8-2	YLMB54820	2 positions, with spring centered from pos. 2	P. 26
9-1	YLMB54091	Detent in pos. 1, 2 with spring centered	P. 26
9-2	YLMB54092	Detent in pos. 2 with spring centered	P. 26
9-3	YLMB54093	Detent in pos. 1 with spring centered	P. 26
8ED3+RV-KE1R3	YLMB54201	1S: ON/OFF Electro-Hydraulic control kit with pilot and drain line+backpressure valve (12/24 VDC)	P. 23
8ED3+RV-KE2R3	YLMB54202	2S: ON/OFF Electro-Hydraulic control kit with pilot and drain line+backpressure valve (12/24 VDC)	P. 23
8ED3+RV-KE3R3	YLMB54203	3S: ON/OFF Electro-Hydraulic control kit with pilot and drain line+backpressure valve (12/24 VDC)	P. 23
8ED3+RV-KE4R3	YLMB54204	4S: ON/OFF Electro-Hydraulic control kit with pilot and drain line+backpressure valve (12/24 VDC)	P. 23
8ED3+RV-KE5R3	YLMB54205	5S: ON/OFF Electro-Hydraulic control kit with pilot and drain line+backpressure valve (12/24 VDC)	P. 23
8ED3+RV-KE6R3	YLMB54206	6S: ON/OFF Electro-Hydraulic control kit with pilot and drain line+backpressure valve (12/24 VDC)	P. 23

MB-5

Monoblock Directional Control Valves

MB-5 / **2S** - **3** / **18L** / G-4-6 / M3
 1 2 3 4 5

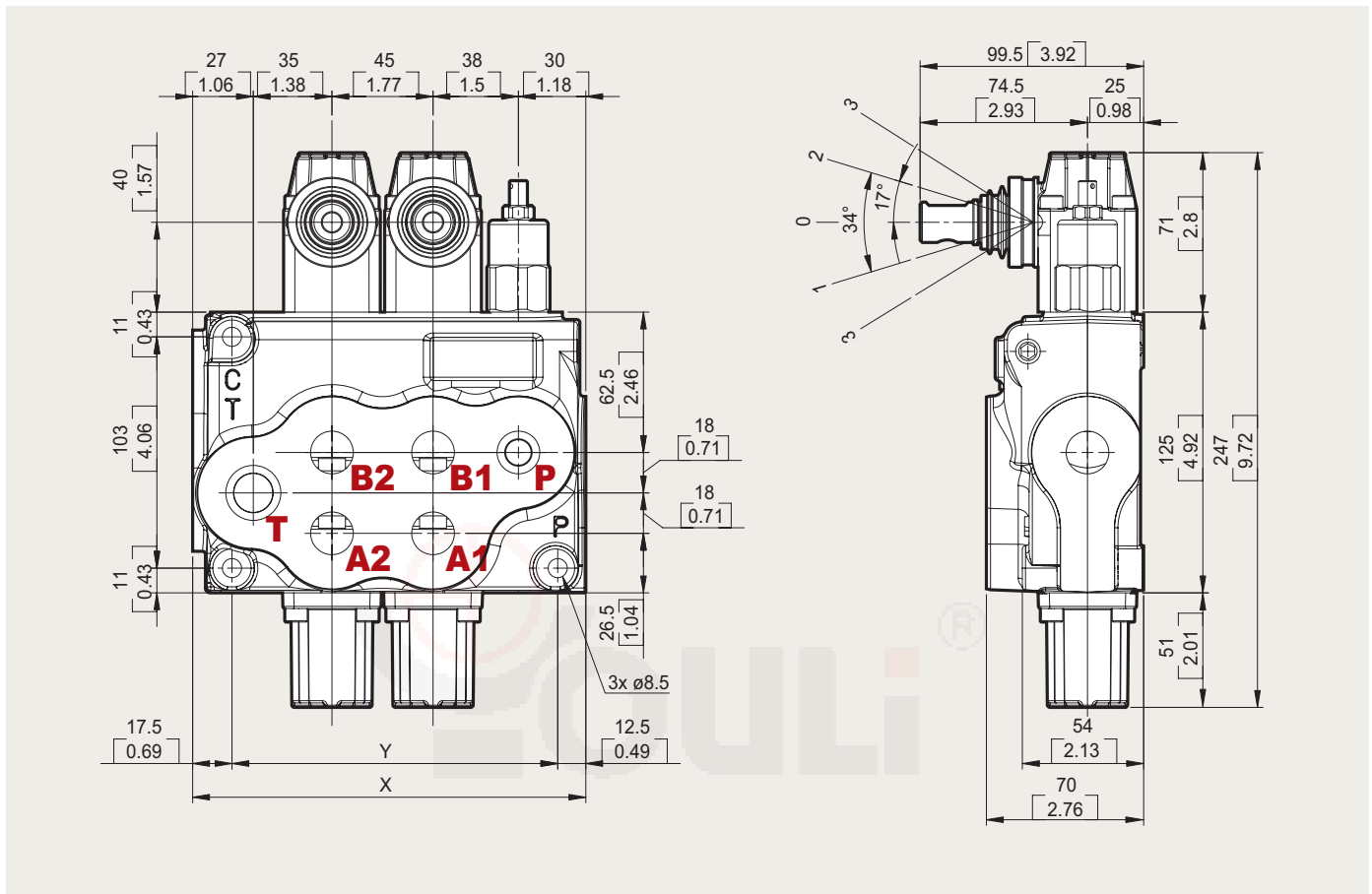


4: B Side Spool Positioners			
TYPE	CODE	DESCRIPTION	PAGE
8ER3+KE1S0	YLMB54401	1S: ON/OFF Electro-hydraulic control kit with collector kit for external pilot and drain	P. 24
8ER3+KE2S0	YLMB54402	2S: ON/OFF Electro-hydraulic control kit with collector kit for external pilot and drain	P. 24
8ER3+KE3S0	YLMB54403	3S: ON/OFF Electro-hydraulic control kit with collector kit for external pilot and drain	P. 24
8ER3+KE4S0	YLMB54404	4S: ON/OFF Electro-hydraulic control kit with collector kit for external pilot and drain	P. 24
8ER3+KE5S0	YLMB54405	5S: ON/OFF Electro-hydraulic control kit with collector kit for external pilot and drain	P. 24
8ER3+KE6S0	YLMB54406	6S: ON/OFF Electro-hydraulic control kit with collector kit for external pilot and drain	P. 24

5: A Side (optional)			
TYPE	CODE	DESCRIPTION	PAGE
L	YLMB55000	Standard lever box	P. 18
SLP	YLMB55001	Without lever box, with dust-proof plate	P. 18
LCB	YLMB55002	Joystick lever for 2 section operation	P. 19
TQ	YLMB55003	Flexible cable connection	P. 20

MB-5 Dimensions

Monoblock Directional Control Valves



Standard threads

Ports	Inlet P	A and B	Outlet T and carry-over C
BSP	G1/2	G1/2	G3/4
UN-UNF	1" 1/16-12 UN (SAE 12)	7/8-14 UNF (SAE 10)	1" 1/16-12 UN (SAE 12)
METRIC	M18x1.5	M18x1.5	M22x1.5

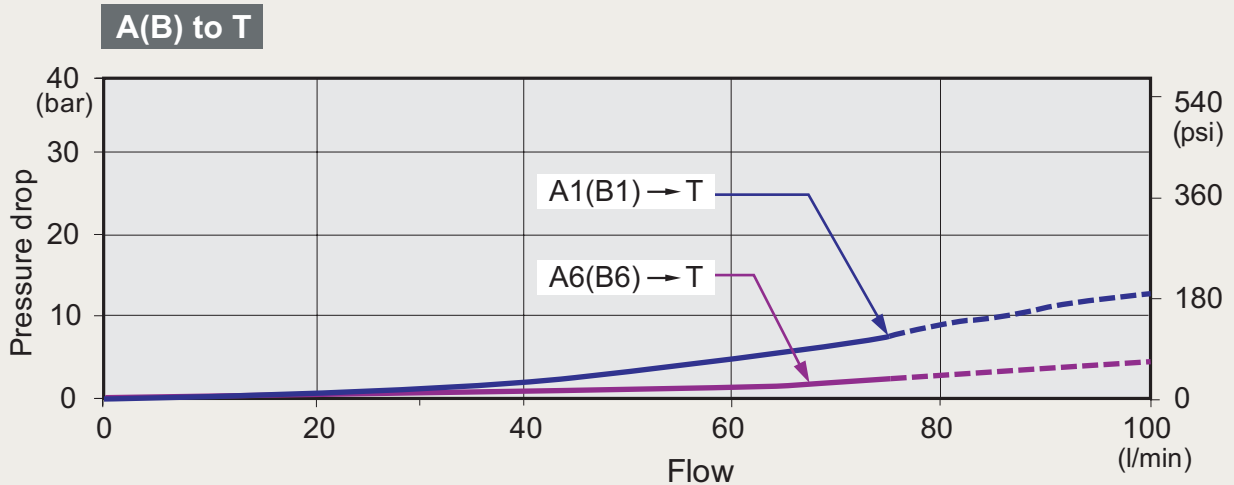
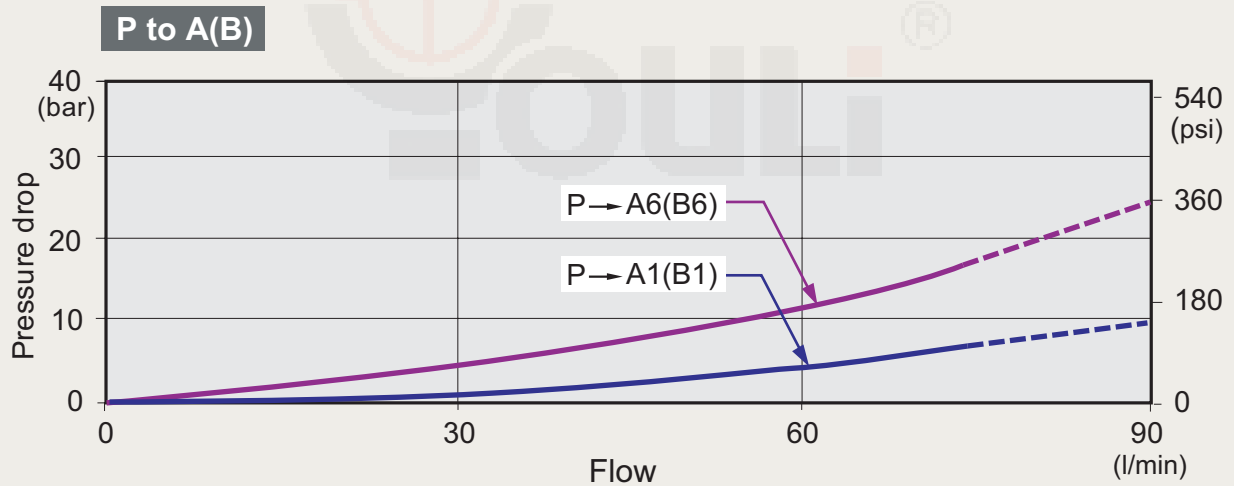
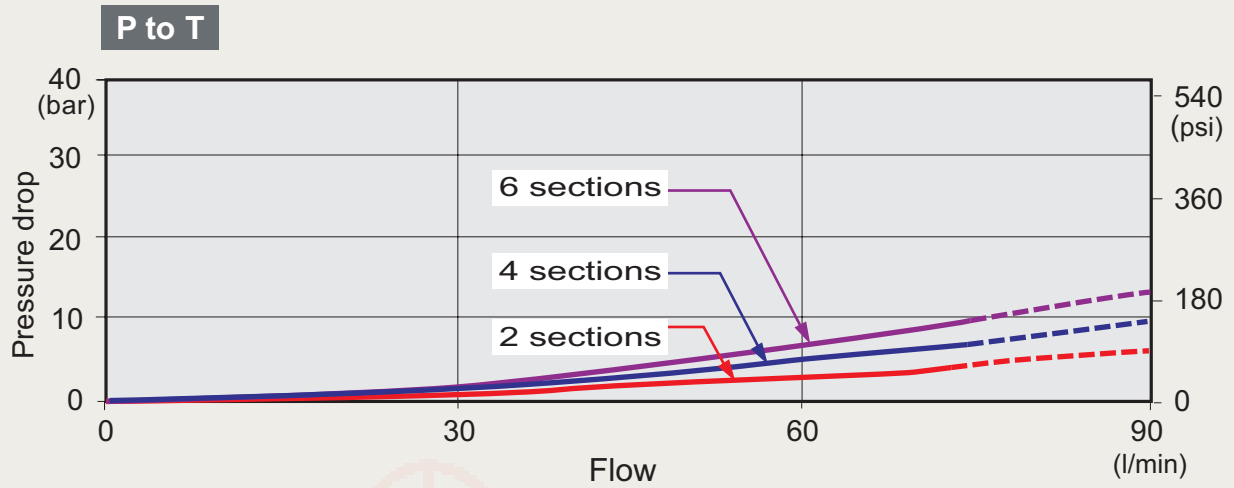
• G-3/8 : G3 G-1/2 : G4 G-3/4 : G6 G-1 : G8 G-1 1/4 : G10
 • SAE 8 : E8 SAE 10 : E10 SAE 12 : E12 SAE 16 : E16 SAE 20 : E20

Standard dimensions

TYPE	X		Y	
	mm	in	mm	in
MB5 /1S	130	5.12	100	3.94
MB5 /2S	174.5	6.87	145	5.71
MB5 /3S	219.5	8.64	190	7.48
MB5 /4S	264.5	10.41	235	9.25
MB5 /5S	309.5	12.19	280	11.02
MB5 /6S	354.5	13.96	325	12.80

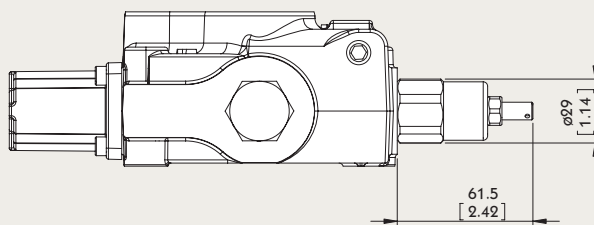
MB-5 Performance curve chart

Monoblock Directional Control Valves

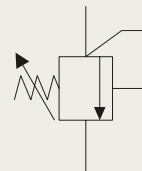


MB-5 Inlet Relief (Optional) Monoblock Directional Control Valves

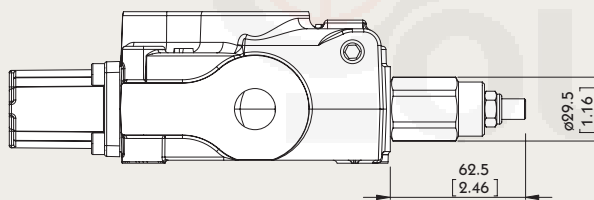
Type AG



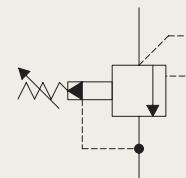
Direct pressure relief valve:



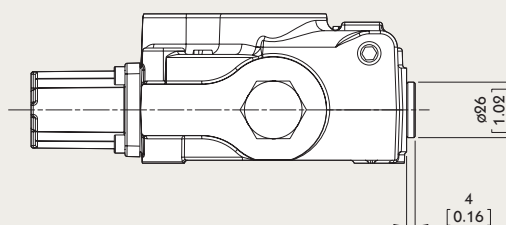
Type XAG



Pilot operated pressure relief valve:



Type SV



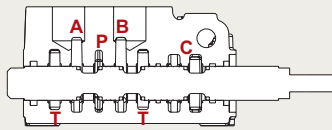
Relief valve blanking plug:



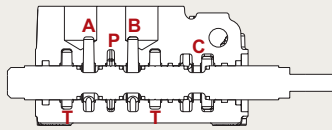
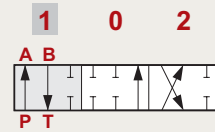
MB-5 Spool Options

Monoblock Directional Control Valves

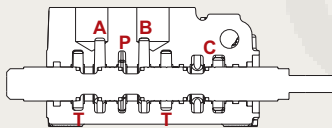
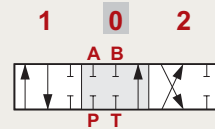
TYPE 1



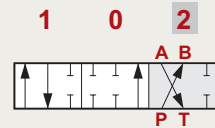
P → A
 B → T
 C closed



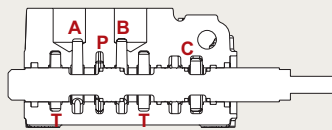
P & T & A & B closed
 C open



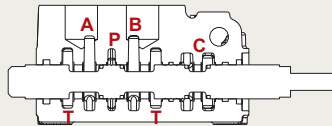
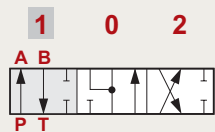
P → B
 A → T
 C closed



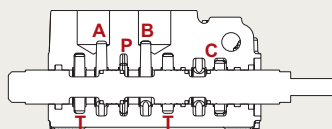
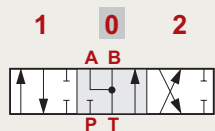
TYPE 2



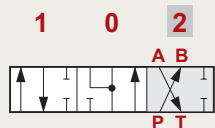
P → A
 B → T
 C closed



A & B → T
 P closed
 C open

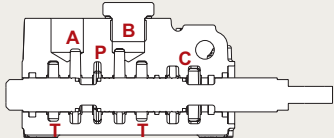
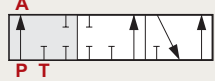
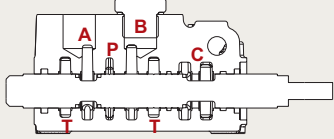
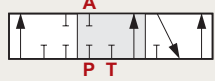
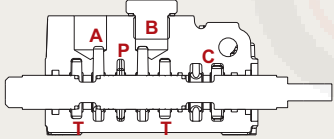
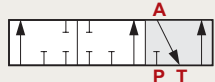
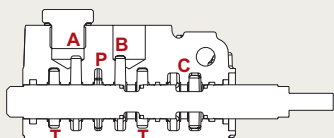
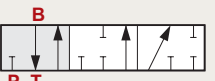
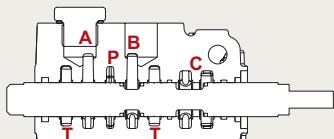
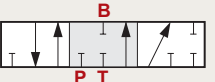
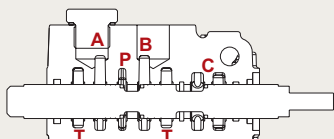
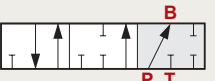


P → B
 A → T
 C closed



MB-5 Spool Options

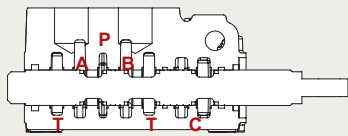
Monoblock Directional Control Valves

TYPE 3		
	<p>P → A T & C closed</p>	<p>1 0 2 A P T "B" port plugged</p> 
	<p>P & A & T closed C open</p>	<p>1 0 2 A P T "B" port plugged</p> 
	<p>A → T P closed C open</p>	<p>1 0 2 A P T "B" port plugged</p> 
TYPE 4		
	<p>B → T P closed C open</p>	<p>1 0 2 B P T "A" port plugged</p> 
	<p>P & B & T closed C open</p>	<p>1 0 2 B P T "A" port plugged</p> 
	<p>P → B C & T closed</p>	<p>1 0 2 B P T "A" port plugged</p> 

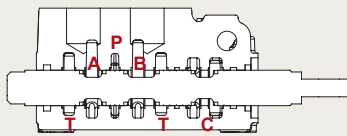
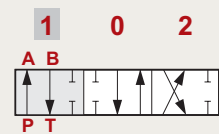
MB-5 Spool Options

Monoblock Directional Control Valves

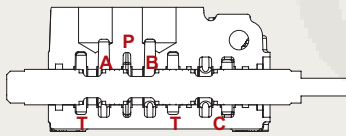
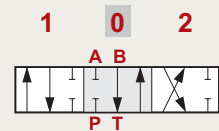
TYPE 5



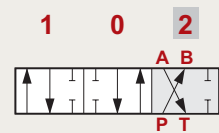
P → A
 B → T
 C closed



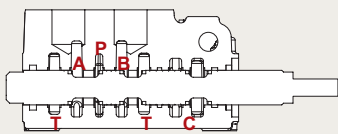
B → T
 P & A closed
 C open



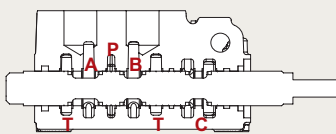
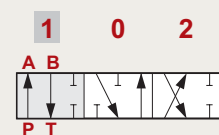
P → B
 A → T
 C closed



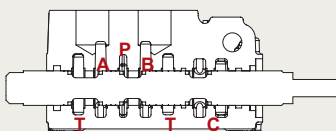
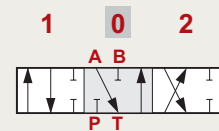
TYPE 6



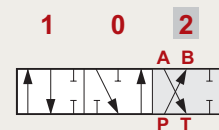
P → A
 B → T
 C closed



A → T
 P & B closed
 C open

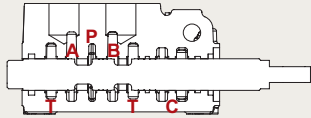
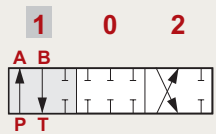
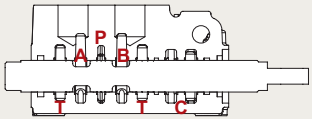
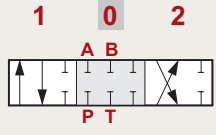
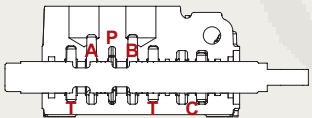
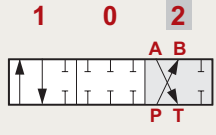
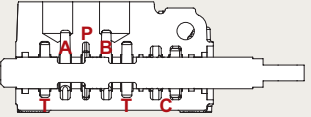
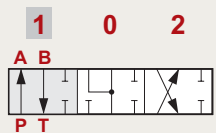
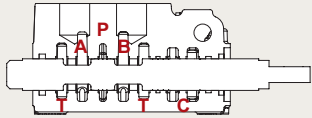
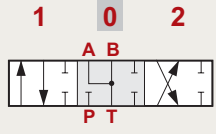
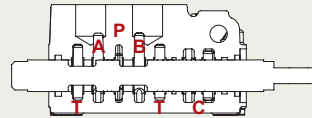
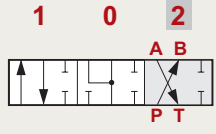


P → B
 A → T
 C closed



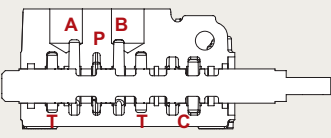
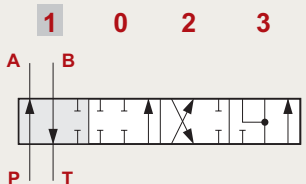
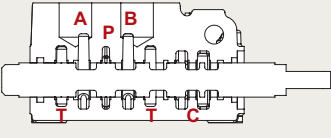
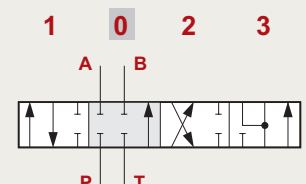
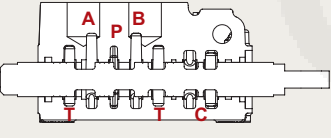
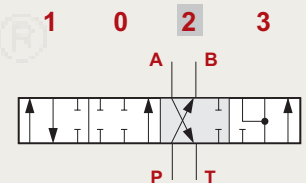
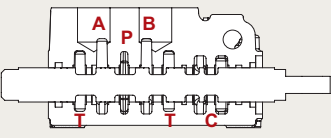
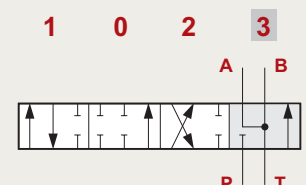
MB-5 Spool Options

Monoblock Directional Control Valves

TYPE 9		
	<p>P → A B → T C closed</p>	
	<p>P & T & A & B closed C closed</p>	
	<p>P → B A → T C closed</p>	
TYPE 10		
	<p>P → A B → T C closed</p>	
	<p>A & B → T P & C closed</p>	
	<p>P → B A → T C closed</p>	

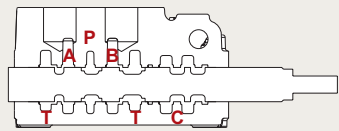
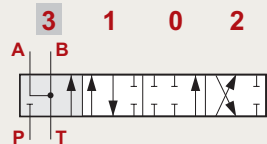
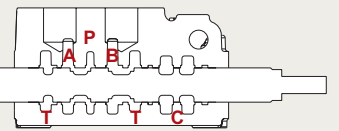
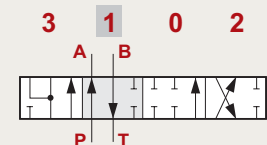
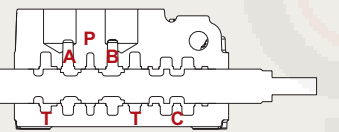
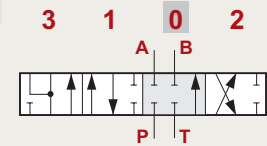
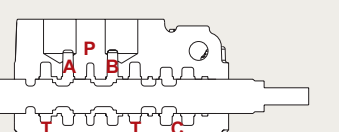
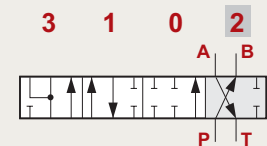
MB-5 Spool Options

Monoblock Directional Control Valves

TYPE 5DY	NOTE: WITH SPECIAL BODY AND SPECIAL POSITIONER	
	<p>P → A B → T C closed</p>	<p>1 0 2 3</p> 
	<p>P & T & A & B closed C open</p>	<p>1 0 2 3</p> 
	<p>P → B A → T C closed</p>	<p>1 0 2 3</p> 
	<p>A & B → T P closed C open</p>	<p>1 0 2 3</p> 

MB-5 Spool Options

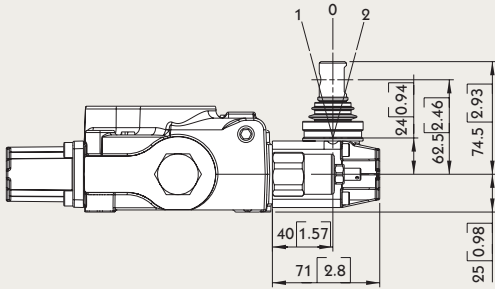
Monoblock Directional Control Valves

TYPE 5PY	NOTE: WITH SPECIAL BODY AND SPECIAL POSITIONER	
	<p>A & B → T</p> <p>P closed</p> <p>C open</p>	
	<p>P → A</p> <p>B → T</p> <p>C closed</p>	
	<p>P & T & A & B closed</p> <p>C open</p>	
	<p>P → B</p> <p>A → T</p> <p>C closed</p>	

MB-5 A Side

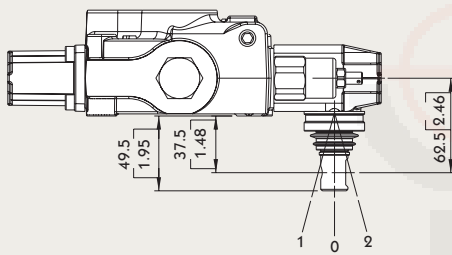
Monoblock Directional Control Valves

Type L



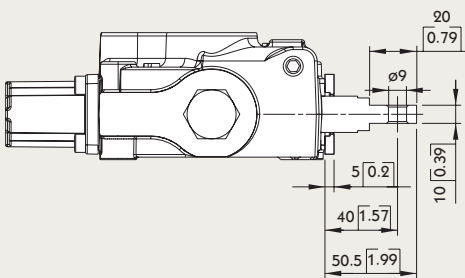
Type L :
STANDART LEVER KIT

Type R



Type R :
STANDART LEVER KIT
(ROTATED 180 DEGREE)

Type SLP

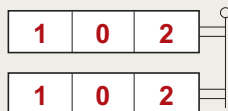
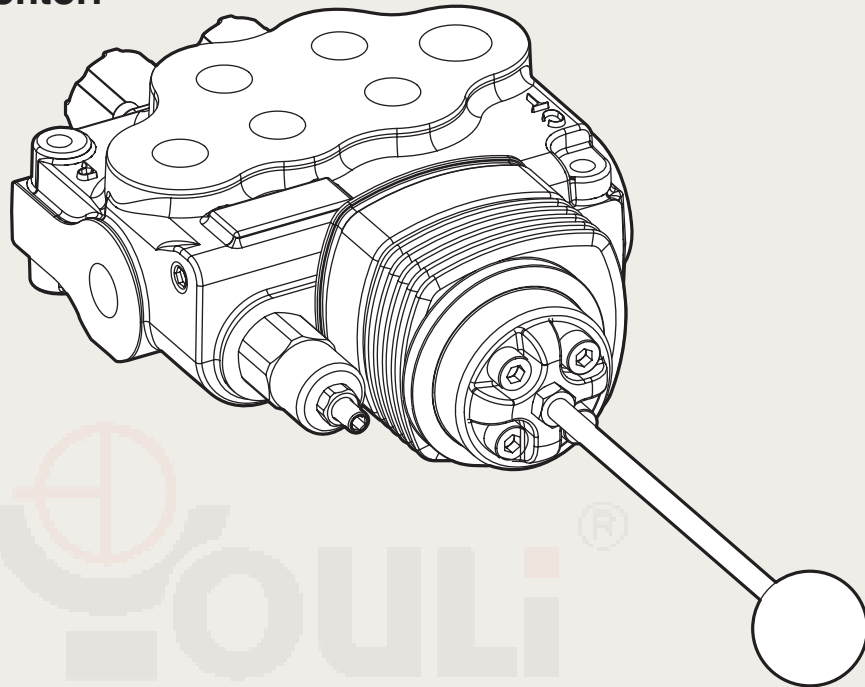


Type SLP :
WITH DUST-PROOF PLATE

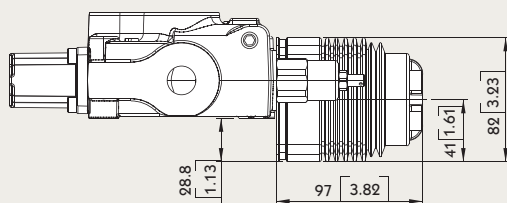
MB-5 A Side

Monoblock Directional Control Valves

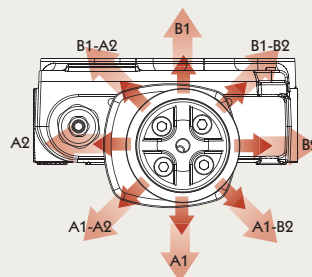
LCB: Joystick control



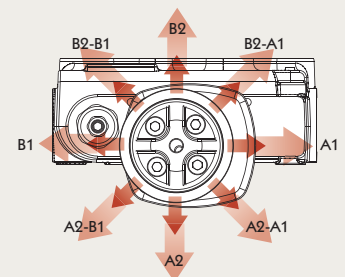
Type LCB



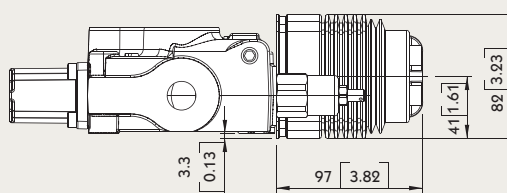
LCB1



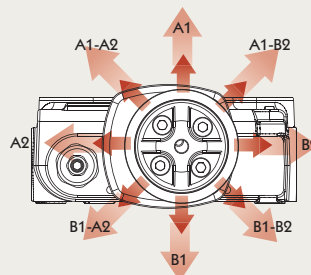
LCB2



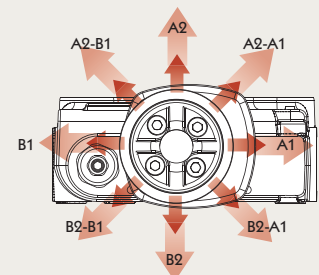
Type LCB



LCB3



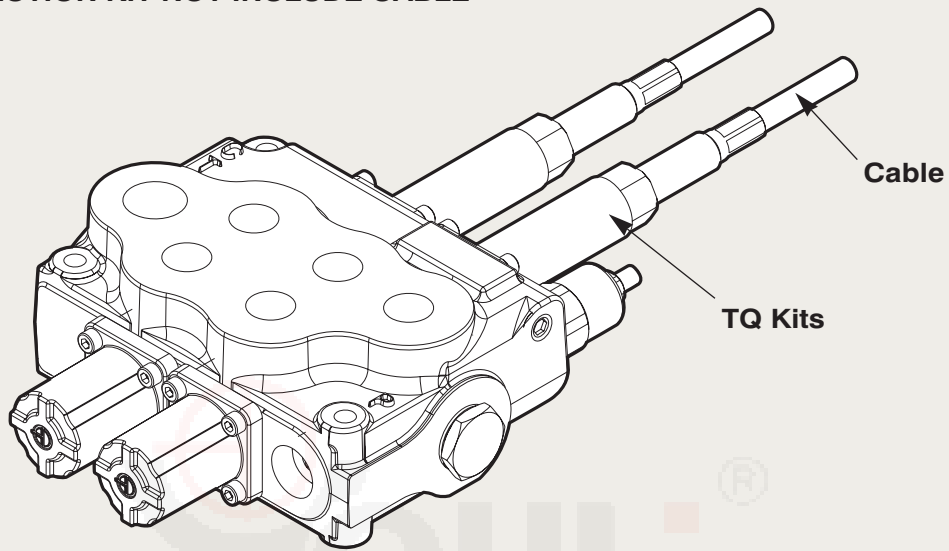
LCB4



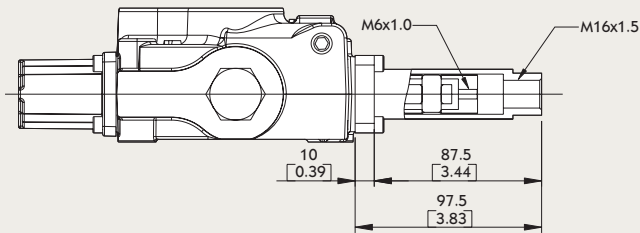
MB-5 A Side

Monoblock Directional Control Valves

Note : CONNECTION KIT NOT INCLUDE CABLE



Type TQ

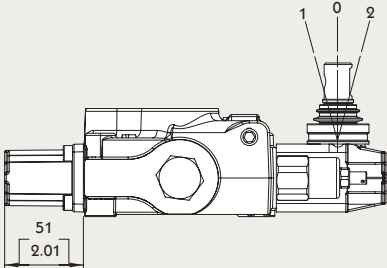



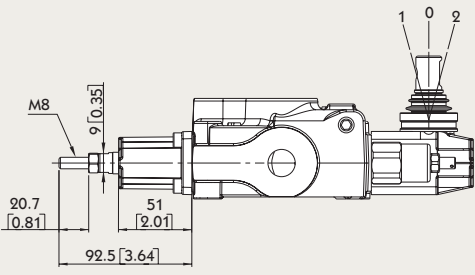



TQ Kit:



MB-5 B Side

Monoblock Directional Control Valves

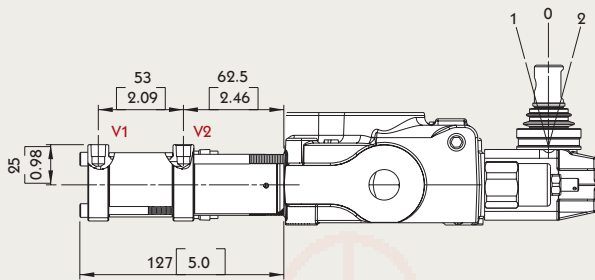
Type 6		
		<p>6-1 Kit: DETENT IN POS. 1-0-2, WITHOUT SPRING CENTERED</p>
		<p>6-2 Kit: 2 POSITIONS, DETENT IN POS. 0-2, WITHOUT SPRING CENTERED</p>
		<p>6-3 Kit: 2 POSITIONS, DETENT IN POS. 1-0, WITHOUT SPRING CENTERED</p>
Type 8D2		
		<p>8D2 Kit: WITH SPRING RETURN TO NEUTRAL POSITION AND PIN WITH M8 MALE THREAD FOR DUAL CONTROL</p>

MB-5 B Side

Monoblock Directional Control Valves

Type 8P

V1 & V2: NPT 1/8 - 27

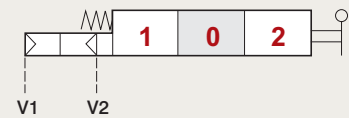


Operating feature :

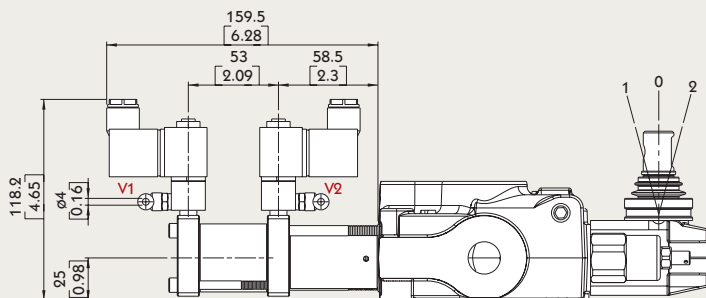
PILOT PRESSURE (MIN.): 6 BAR / 87 PSI

PILOT PRESSURE (MAX.): 12 BAR / 174 PSI

ON/OFF PNEUMATIC KIT



Type 8EP3

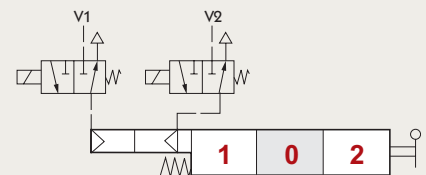


Solenoid operating features :

NOMINAL VOLTAGE: 24VDC

NOMINAL VOLTAGE TOLERANCE: $\pm 10\%$

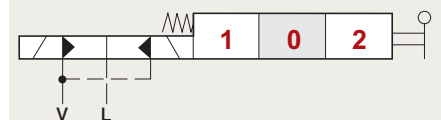
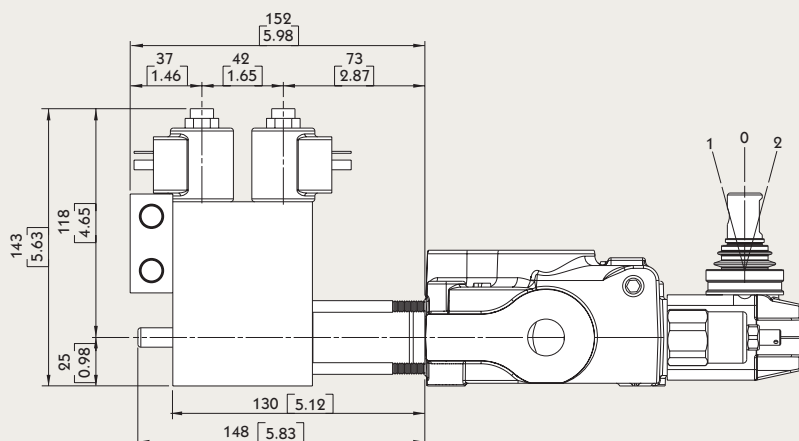
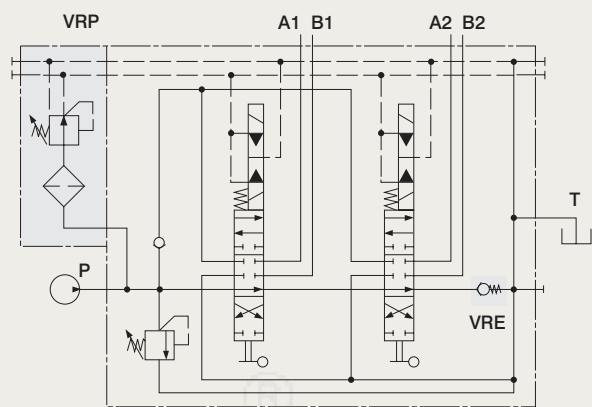
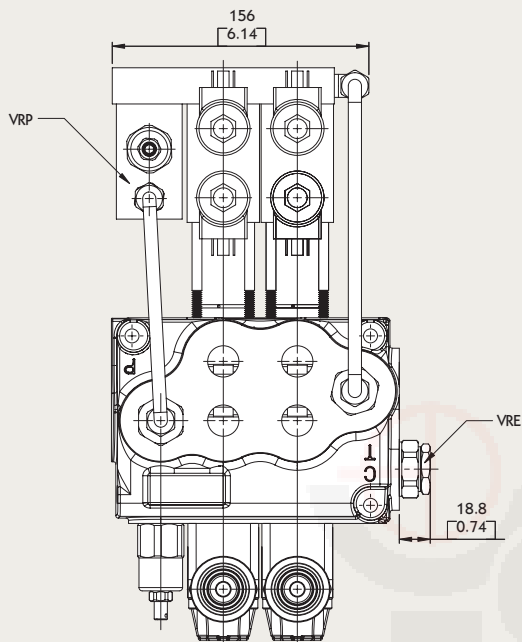
POWER RATING: 5W



MB-5 B Side

Monoblock Directional Control Valves

Type 8ED3



Operating features :

PILOT PRESSURE: • MIN. 10 BAR / 145 PSI
 • MAX. 50 BAR / 725 PSI

MAX. BACKPRESSURE ON DRAIN L: 25 BAR / 360PSI

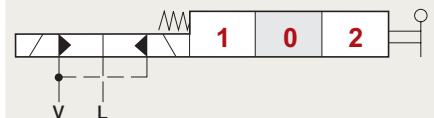
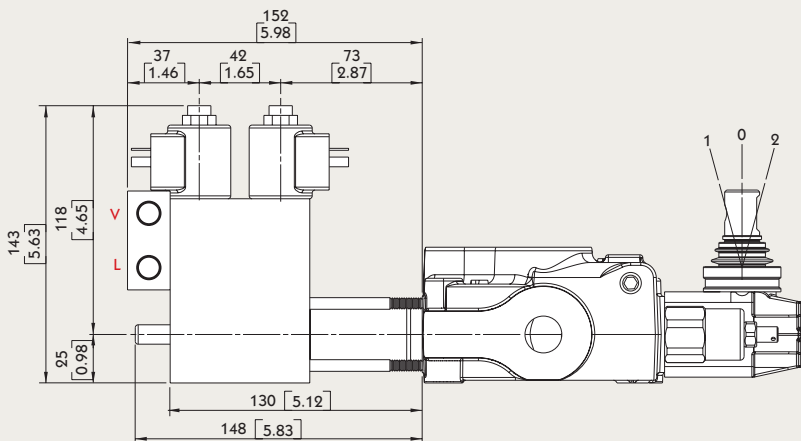
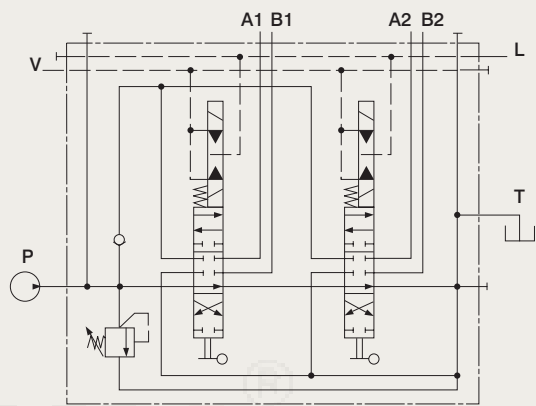
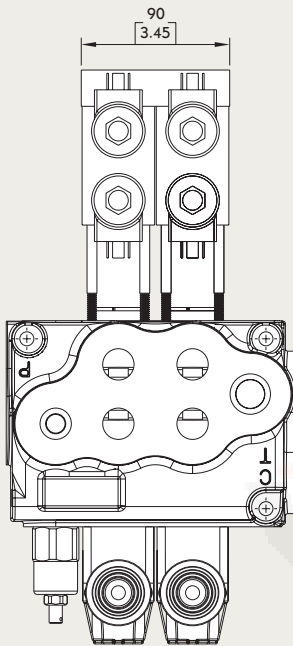
Coil features :

NOMINAL VOLTAGE TOLERANCE: $\pm 10\%$
 ELECTRIC POWER: 21 W
 STANDARD VOLTAGE: 12 VDC / 24 VDC

MB-5 B Side

Monoblock Directional Control Valves

Type 8ER3



Operating features :

PILOT PRESSURE: • MIN. 10 BAR / 145 PSI
 • MAX. 50 BAR / 725 PSI

MAX. BACKPRESSURE ON DRAIN L: 25 BAR / 360PSI

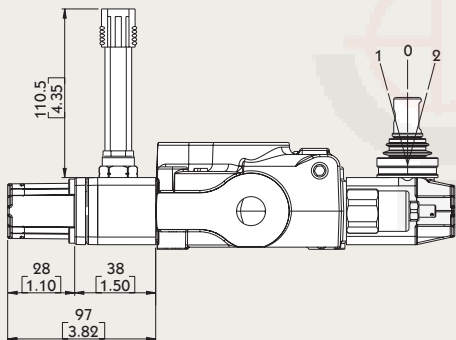
Coil features :

NOMINAL VOLTAGE TOLERANCE: $\pm 10\%$
 ELECTRIC POWER: 21 W
 STANDARD VOLTAGE: 12 VDC / 24 VDC

MB-5 B Side

Monoblock Directional Control Valves

Type 8MG




MICROSWITCH

Operating features :

MECHANICAL LITE: 5X10⁶ OPERATIONS

ELECTRICAL LITE (RESISTIVE LOAD):

- 10⁶ OPERATIONS - 7A / 13.5 VDC
- 5x10⁴ OPERATIONS - 10A / 12 VDC
- 5x10⁴ OPERATIONS - 3A / 28 VDC



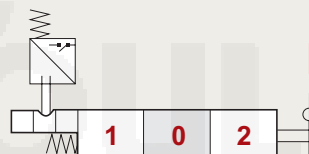
8MG1 Kit:

MICROSWITCH WITH MALE/FEMALE CONNECTOR, OPERATED IN POS. 1



8MG2 Kit:

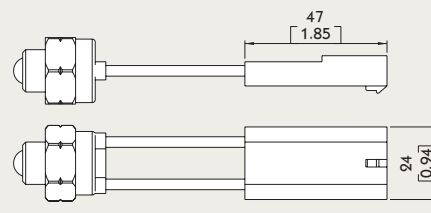
MICROSWITCH WITH MALE/FEMALE CONNECTOR, OPERATED IN POS. 2



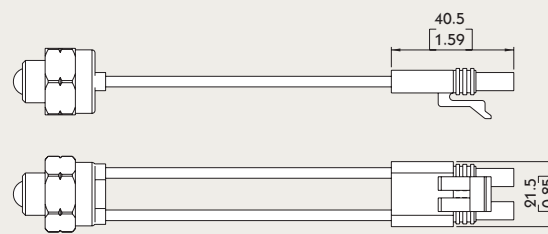
8MG3 Kit:

MICROSWITCH WITH MALE/FEMALE CONNECTOR, OPERATED IN POS. 1 AND POS. 2

With NO contact (female connector with male end)



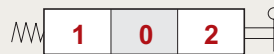
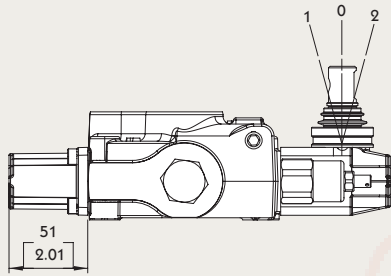
With NC contact (male connector with female end)



MB-5 B Side

Monoblock Directional Control Valves

Type 8




8 Kit:

SPRING RETURN TO NEUTRAL POSITION.



8-1 Kit:

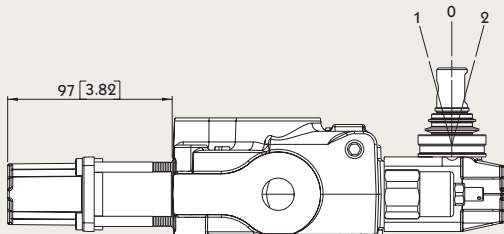
SPRING RETURN TO NEUTRAL POSITION.
(2 POSITIONS)



8-2 Kit:


SPRING RETURN TO NEUTRAL POSITION.
(2 POSITIONS)

Type 9



9-1 Kit:

DETENT IN POS. 1, 2 WITH SPRING CENTERED



9-2 Kit:

DETENT IN POS. 2 WITH SPRING CENTERED



9-3 Kit:

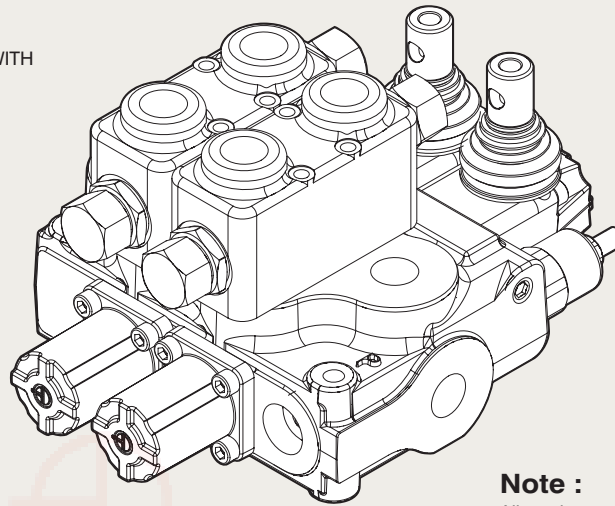
DETENT IN POS. 1 WITH SPRING CENTERED

MB-5 Service and auxiliary valves

Monoblock Directional Control Valves

Anti-shock valves

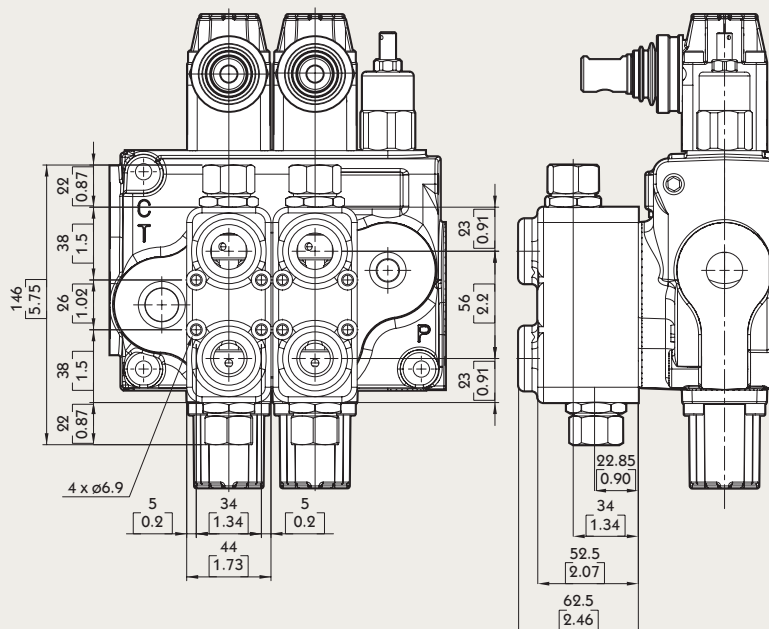
(CROSS RETURN TYPE, SUPPLIED WITH MOUNTING BLOCK)



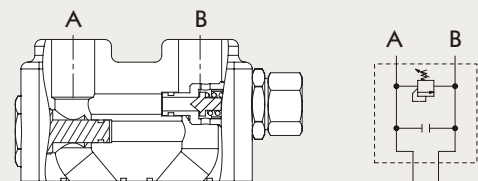
Note :

All service and auxiliary valves need special body

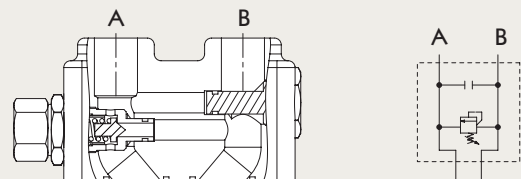
Type P



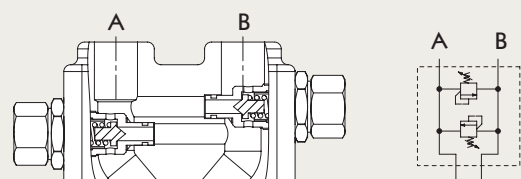
P1 Kit: YLMB56001, Block with valve on port A



P2 Kit: YLMB56002, Block with valve on port B



P3 Kit: YLMB56003, Block with valve on port A and B

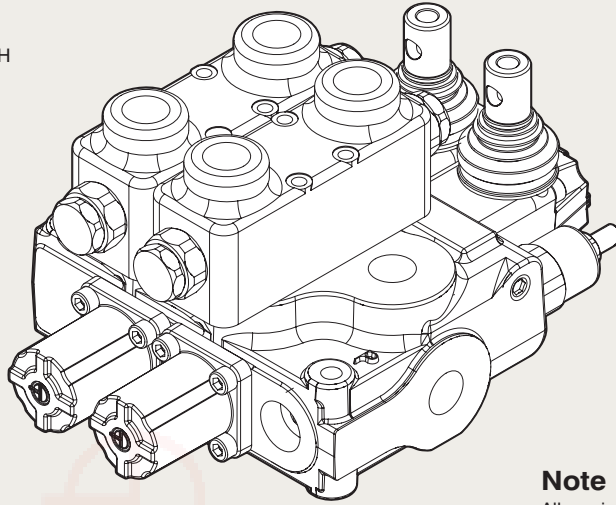


MB-5 Service and auxiliary valves

Monoblock Directional Control Valves

Pilot check valves

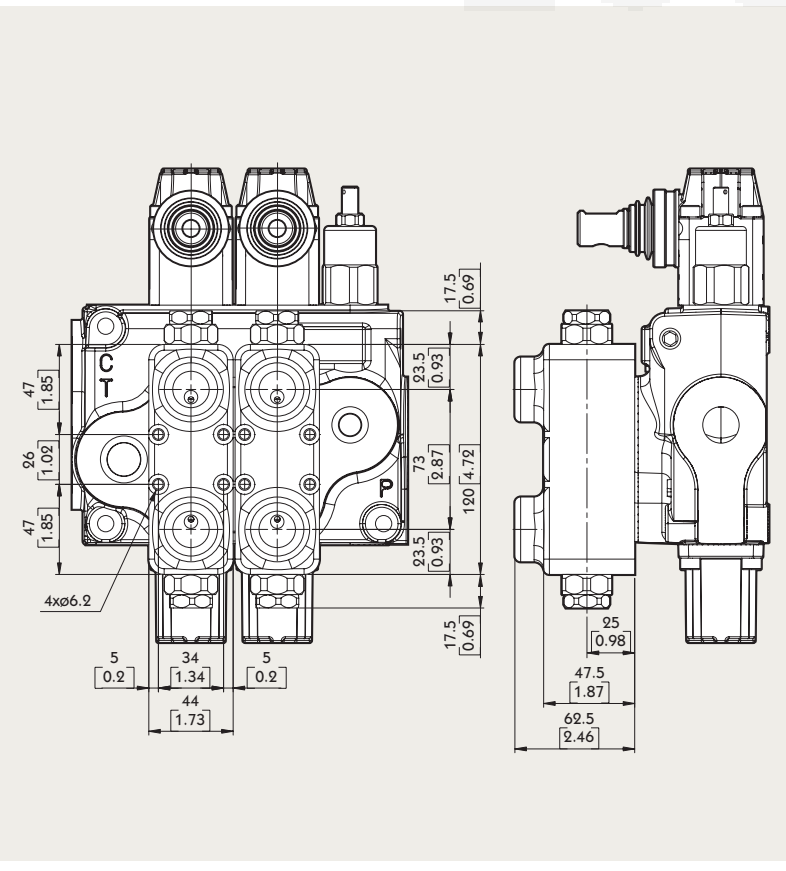
(WITH PRE-OPENING, SUPPLIED WITH MOUNTING BLOCK)



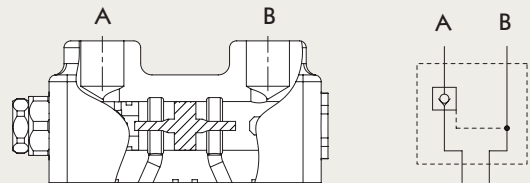
Note :

All service and auxiliary valves need special body

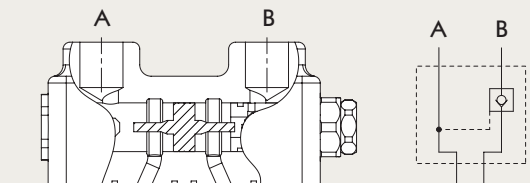
Type BPS Pilot check valves (With Pre-opening, supplied with mounting block)



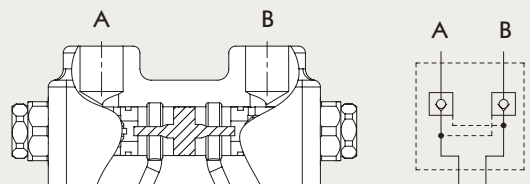
BPS1 Kit: YLMB57001, Block with valve on port A



BPS2 Kit: YLMB57002, Block with valve on port B



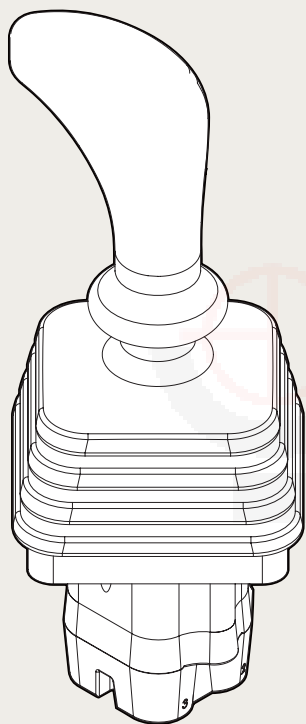
BPS3 Kit: YLMB57003, Block with valve on port A and B



MB-5 Accessories


Monoblock Directional Control Valves

Type JHP-2

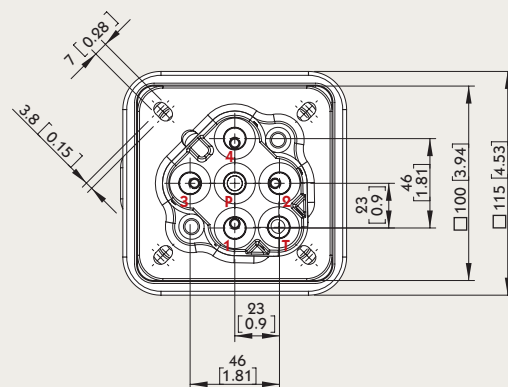
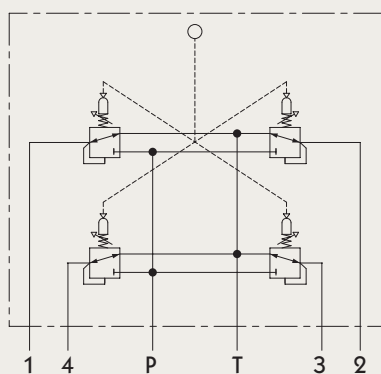


Specifications:

- This data sheet shows technical spec. with mineral oil of 46 mm²/s (cSt) viscosity at 40 °C (104 °F)
- Flow : 5 ~ 20 LPM
- Feeding pressure : 30 ~ 100 bar
- Max. backpressure : 3 bar
- Internal leakage at 30 bar : 10 ~ 18 cm³/min
- Fluid : mineral oil
- Fluid temperature : - 10 ~ 80 °C
- Ambient temperature : - 40 ~ 60 °C



HYDRAULIC SCHEME:



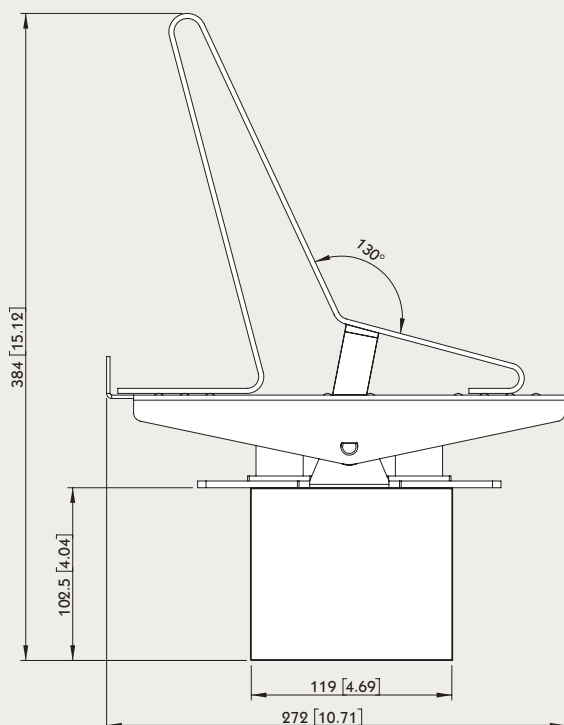
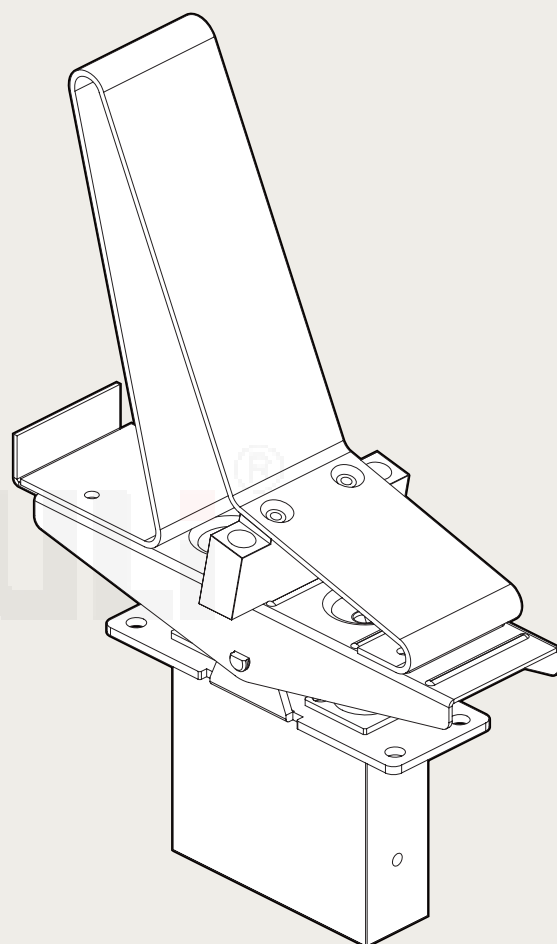
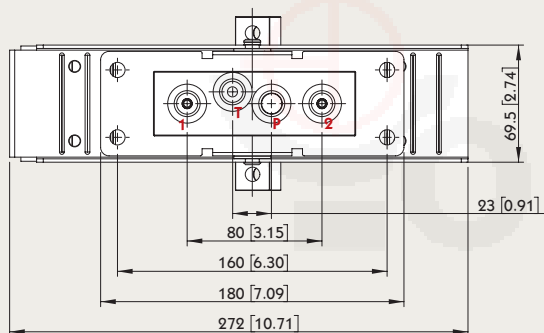
MB-5 Accessories

Monoblock Directional Control Valves

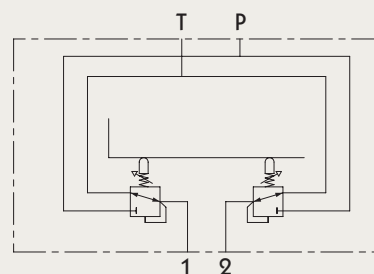
Type PHP-1

Specifications:

- This data sheet shows technical spec. with mineral oil of 46 mm²/s (cSt) viscosity at 40 °C (104 °F)
- Flow : 5 ~ 20 LPM
- Feeding pressure : 30 ~ 100 bar
- Max. backpressure : 3 bar
- Internal leakage at 30 bar : 10 ~ 18 cm³/min
- Fluid : mineral oil
- Fluid temperature : - 10 ~ 80 °C
- Ambient temperature : - 40 ~ 60 °C



HYDRAULIC SCHEME:

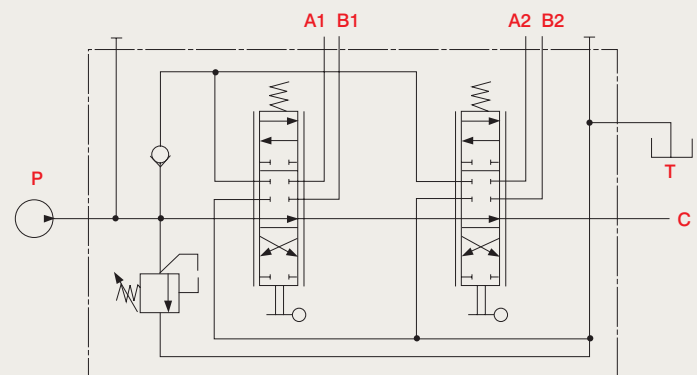
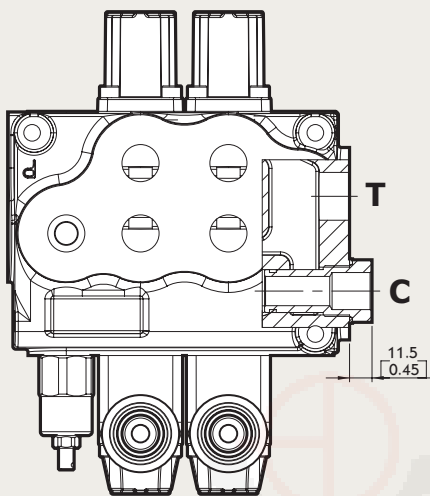


MB-5 Outlet

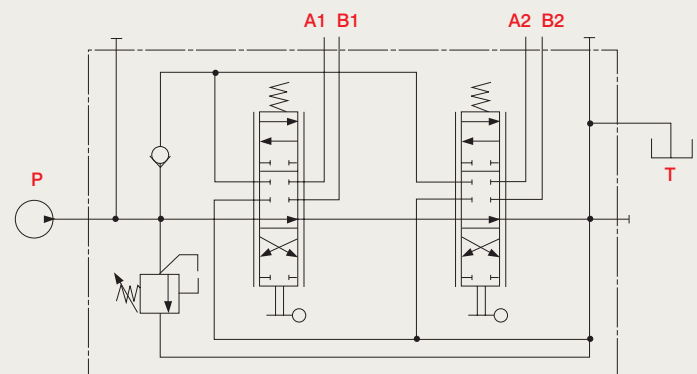
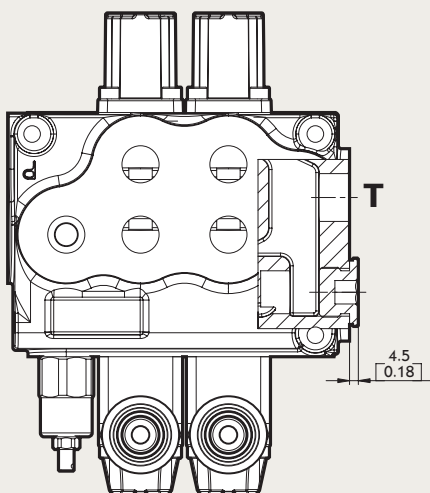
Monoblock Directional Control Valves

M8

Power Beyond Conversion plug
(Closed center plug)



M3



Memo

