

PILOT OPERATED CHECK MODULAR VALVES

積層型引導止逆閥

MPC SERIES

◆ MODEL 型 式

MPC-02



◆ FEATURES

- MPC series modular pilot operated check valves can be used for the "A" port or "B" port respectively, or the "A" port and "B" port jointly.
- Casting iron valve bodies are provided strength and durability for longer life.
- Internal hardened steel components also provide durable life.
- 特 點
- MPC系列積層型引導止逆閥可同時使用 A、B孔, 和 A孔與B孔同時使用。
- 閥本體鑄鐵強度符合耐用性、壽命長。
- 內部硬鋼原件提高產器壽命。

◆ SPECIFICATIONS 規 格

Model Number 型式號碼	Maximum Pressure 最大壓力 bar	Connecting PT 適用管徑	Maximum Flow 最大流量 lpm	Weight 重 量 Kg
MPC-02-A, B	315 (4500 psi)	1/4"	40 (10.56 gpm)	1 (2.2 lbs)
MPC-02-W				1.2 (2.7 lbs)
MPC-02-AD, BD				1 (2.2 lbs)
MPC-02-WD				1.2 (2.7 lbs)
Fluid Type 液體型式		ISO VG 32, 46, 68		
Viscosity 黏性 cSt		10~400 (59~1854 SSU)		
Operating Temperature 操作溫度 °C		-15~70 (-5~158 °F)		
Contamination Level 污染標準		ISO4406. 21/19/16 NAS1638,10		
Surface Treatment 表面處理		Zinc Phosphate Compound 鋅磷酸化合物		

● All screws with metric measure, if require inch measure, please contact us.

所有螺絲皆為公制標準規格品。若需英制螺絲請向外備註說明。

◆ HOW TO ORDER 編號說明

1	2	3	4	5
MPC	— 02	— W	(D)	— 20

1 VALVE SERIES 系列名稱

MPC=Pilot Operated Check Modular Valves

4 MAJOR-MINOR TYPE 桿壓型

D = Pressure Relieving

D Type is optional type see page 164

D型為選配的型號參見 164頁

2 SUBPLATE MOUNTING SIZE: 裝板口徑

02 = 1/4" (6mm)
ISO CETOP3
DIN NG 6
NFPA D03

5 DESIGN NO 設計編號

3 ACTION FORM 動作形式

A=A Port Only B=B Port Only W= A & B Port



D
MPC

PILOT OPERATED CHECK MODULAR VALVES

MPC SERIES

積層型引導止逆閥

◆ PERFORMANCE 性能

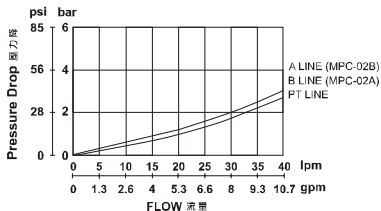
Test Conditions 測試條件

Oil Temperature 油溫度: 50°C(122°F)

Viscosity 黏度: 35 cSt (163 SSU)

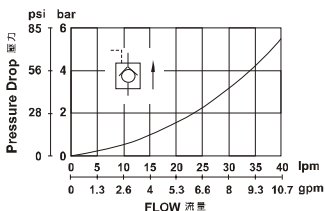
MPC-02

Pressure Drop 壓力降

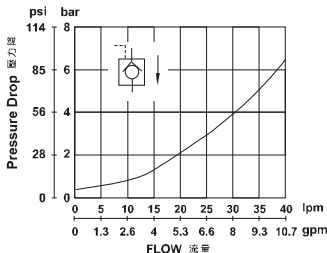


Pressure Drop (Reverse Controlled Flow)

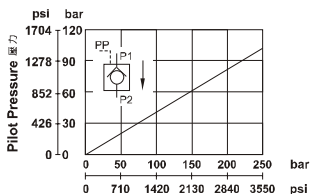
壓力降 (反向操控流量)



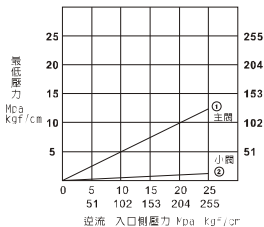
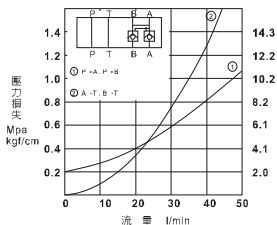
Pressure Drop (Free Flow) 壓力降(自由流量)



Minimum Pilot Pressure 最低引導壓力



MPC-02-※D



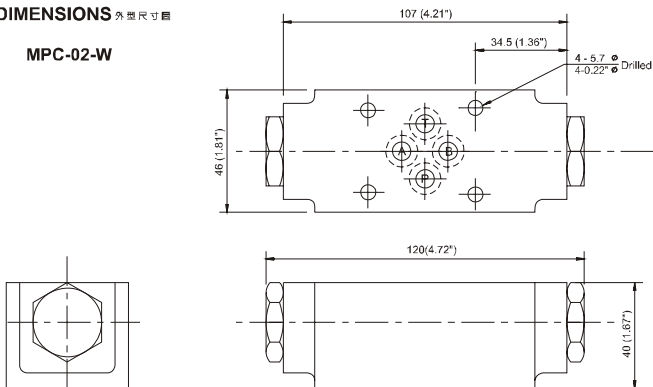
PILOT OPERATED CHECK MODULAR VALVES

積層型引等止逆閥

MPC SERIES

◆ DIMENSIONS 外形尺寸圖

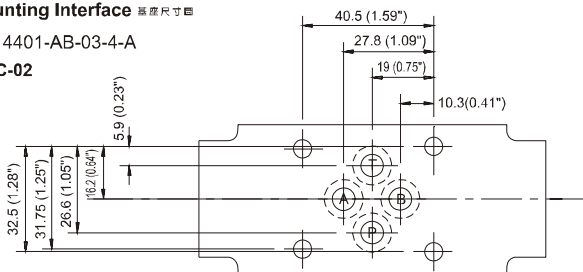
MPC-02-W



◆ Mounting Interface 安裝尺寸圖

ISO 4401-AB-03-4-A

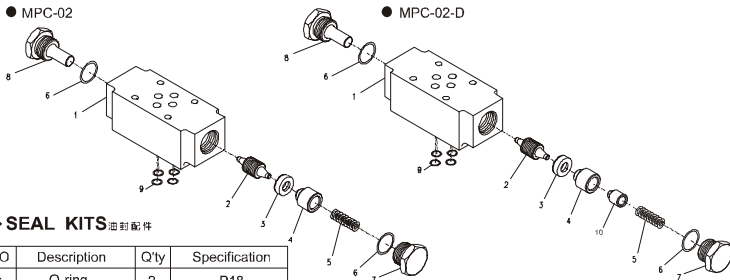
MPC-02



◆ PARTS LIST OF MPC-02 SERIES 零件爆炸視圖

● MPC-02

● MPC-02-D



◆ SEAL KITS 油封配件

NO	Description	Qty	Specification
6	O-ring	2	P18
9	O-ring	4	P9

D
MPC